

HITACHI

airHome 800

Xtrem Heating

High-performance air-to-air
heat pumps for extreme-cold
conditions

R32
REFRIGERANT



CONSTANT
POWER
-15°



WALL-MOUNTED SINGLE-SPLIT RANGE

FROM 2,5 TO 5 kW



Cooling & Heating

airHome 800 Xtrem Heating

A concentrate of technology and performance

Unchanged comfort in extreme cold



Maintains heating power down to -15°C and guaranteed operation down to -20°C

In its single-split version, airHome 800 Xtrem Heating features **Constant Power** technology for enhanced performance even at very low outside temperatures, so you can enjoy a worry-free winter.

Save energy all year round

Thanks to its performance A+++ for heating and cooling




When technology rhymes with performance

Good indoor air quality in your home thanks to 4 air treatment functions



Zinc Pyrithione anti-virus filter
(as standard)



AQtiv Ion Ionizer (as standard): diffuses negative ions to eliminate pollutants in the room



FrostWash 3.0 Technology (as standard): heat exchanger self-cleaning in 3 steps: heating, freezing, defrosting



Mold Guard 2.0 (as standard): dries the heat exchanger to protect it from mold in the event of high humidity (in cooling mode).

99%

BACTERIAS & VIRUSES ELIMINATED*


Outdoor unit: maintained performance to keep you warm or cool all year round

FrostWash outdoor unit technology:

self-cleaning of outdoor unit heat exchanger

DuraSpin :

in cooling mode, fan rotation is activated in reverse to remove accumulated dust

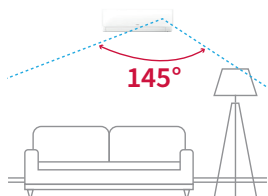


Intelligence to meet your needs

+ energy savings

Human Sensor:

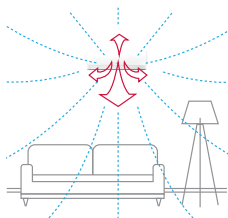
→ Detect your presence in the room and adjusts the speed and temperature.



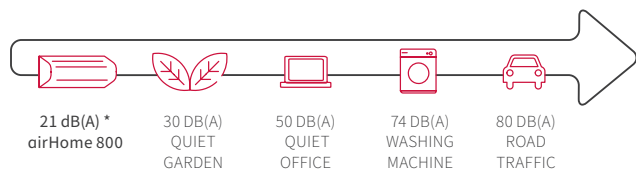
+ comfort throughout the room

Horizontal, vertical & wide-range scanning:

→ For homogeneous air flow



+ silence



* 21dB(A) sound pressure level at low air velocity, 1m from unit in free field, depending on model.

Control made easy

Via the airCloud Go application

Wi-fi box included as standard in the unit

- Remote control via smartphone
- Compatible with Google Home or Alexa



Unique Smart-Fence function

Remote control with LED backlight

Included as standard (ref. : RC-BGH1FA0G)



How does an air-to-air heat pump work?



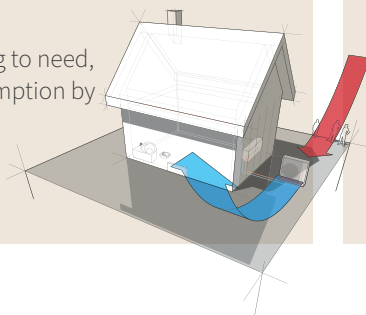
In winter, outside heat is transferred indoors to heat the home.



In summer, the heat inside the home is dissipated to the outside.



Inverter technology: adapts power according to need, reducing energy consumption by 30%**.



Put your trust in the experts with Hitachi

+ 60 YEARS

experience in air conditioning & heating solutions

+ MORE 4,5 MILLIONS

heating systems manufactured worldwide every year

**compared to a traditional compressor.

INDOOR UNIT	UNIT	RAK-XJ25RHAE	RAK-XJ35RHAE	RAK-XJ50RHAE
Cooling capacity (min-max)	kW	2,50 (0,90 - 3,10)	3,50 (0,90 - 4,00)	5,00 (1,90 - 5,20)
Heating capacity (min-max)	kW	3,20 (0,90 - 4,40)	4,00 (0,90 - 5,00)	6,00 (2,20 - 7,30)
Heating capacity at -7°C without defrosting	kW	3,60	4,60	5,80
Heating capacity at -7°C with defrost ⁽¹⁾		3,20	4,00	5,00
Sound pressure in cooling (SL / L / M / H / SH) ⁽²⁾	dB(A)	21/27/33/40/43	21/29/34/41/44	25/31/38/43/46
Sound pressure in heating (SL / L / M / H / SH) ⁽²⁾	dB(A)	21/28/34/40/44	21/29/35/41/45	25/31/39/44/48
Sound power	dB(A)	57	58	60
Air flow in cooling (SL / L / M / H / SH)	m³/h	230/300/420/590/680	230/325/485/650/720	260/350/510/680/740
Dehumidification	l/h	1,4	1,6	2,0
Dimensions (H x W x D)	mm	294 x 950 x 230	294 x 950 x 230	294 x 950 x 230
Net weight	kg	11	11	11
Power supply	V	220 - 230 V	220 - 230 V	220 - 230 V

OUTDOOR UNIT	UNIT	RAC-XJ25WHAE	RAC-XJ35WHAE	RAC-XJ50WHAE
EER / COP		5,20 / 5,40	4,30 / 5,00	3,50 / 4,10
Energy class (Cooling / Heating)		A+++ / A+++	A+++ / A+++	A++ / A++
SEER / SCOP (average climate)		9,50 / 5,20	9,00 / 5,20	7,60 / 4,70
Sound pressure in cooling	dB(A)	47	48	51
Sound power	dB(A)	61	62	65
Dimensions (H x W x D)	mm	600 x 792 x 299	600 x 792 x 299	736 x 800 x 350
Net weight	kg	35,8	35,8	51,0
Power supply	V/Ph/Hz	230V / 1Ph / 50Hz	230V / 1Ph / 50Hz	230V / 1Ph / 50Hz
Working range (cooling)	°C	-10°C / +46°C	-10°C / +46°C	-10°C / +46°C
Working range (heating)	°C	-20°C / +21°C	-20°C / +21°C	-20°C / +21°C

(1) Power with defrost: calculation at -7°C and 85% humidity
(2) Sound pressure measurements were taken at 1 meter from the unit in free field conditions (see technical catalog).


Compatible control



Fulldot wired remote control
SPX-URFG

JOHNSON CONTROLS - HITACHI AIR CONDITIONING EUROPE SAS

Your installer, know-how, a professional
He'll select the right products for your needs, install them to the highest standards and provide after-sales service through a maintenance contract.



hitachiaircon.com

The commercial warranties offered by Hitachi concern the parts making up our machines. They apply subject to installation in compliance with our technical specifications and to regular maintenance of the equipment by qualified personnel. The frequency of maintenance depends on the conditions of use of the equipment and current legislation. Ask your installer for advice.

Certification

